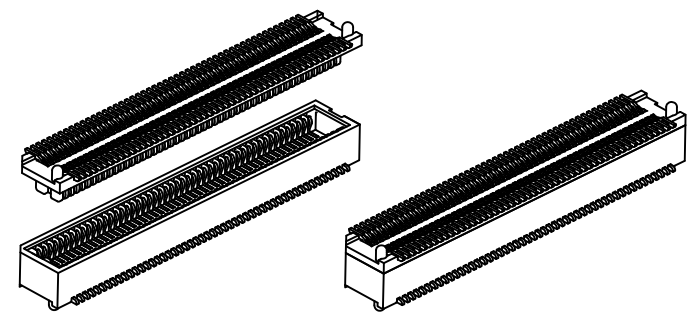
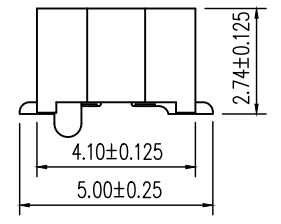
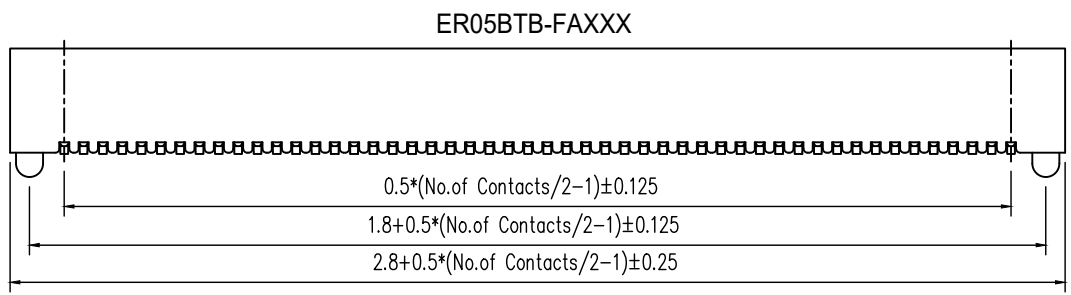
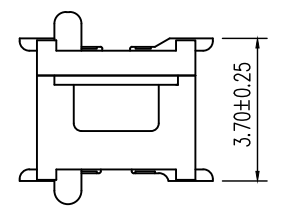
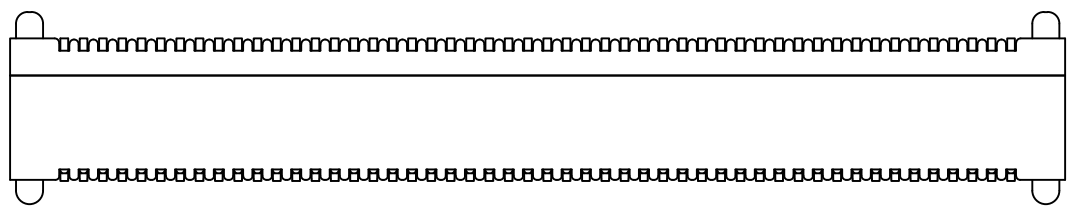
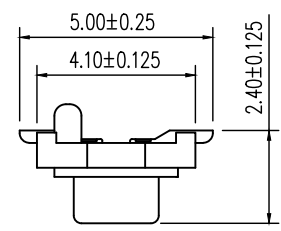
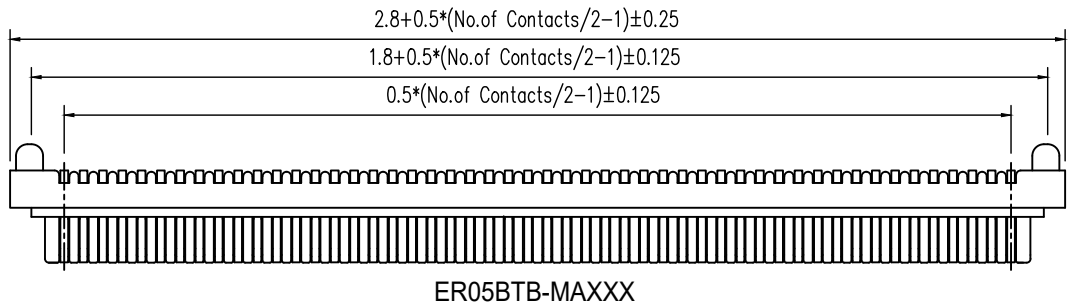
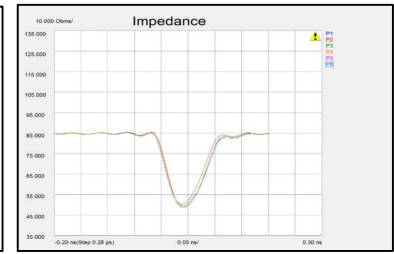
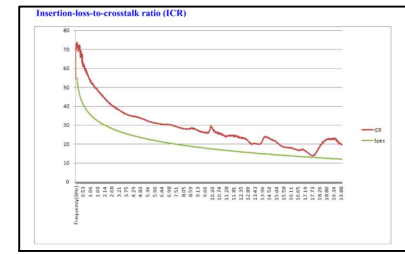


REV.	DESCRIPTION	DATE



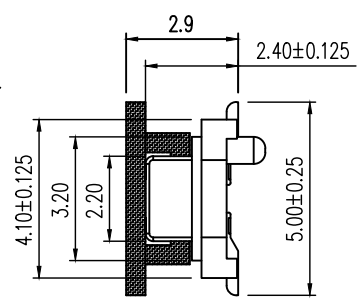
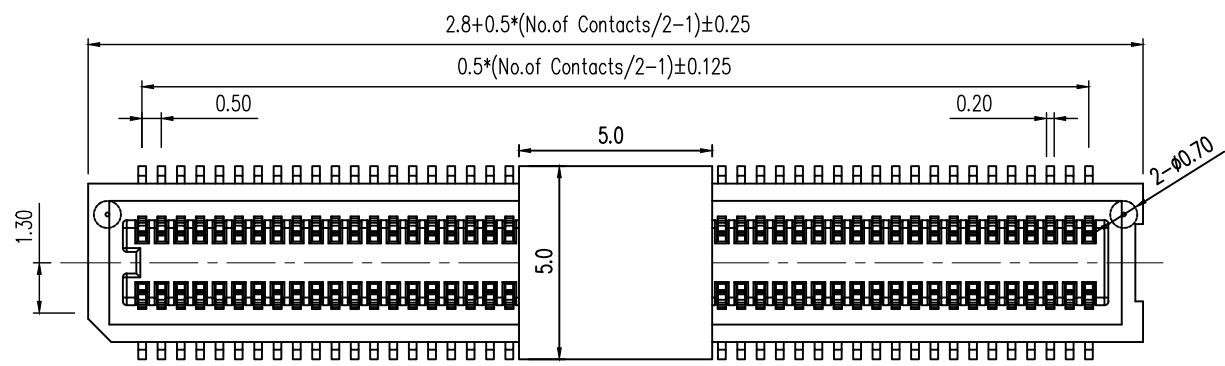
### NOTE

- A. Material:**
1. Housing : Nylon-9T Halogen Free, UL94V-0, Black
  2. Contact : Copper Alloy
- B.Plating:** Gold plating
- C.Temperature:** -55° to 125°
- D.Electrical:**
1. Voltage : 50V.
  2. Current : 0.5A.
  3. Contact Resistance : 40m Ω max.
  4. Dielectric Withstanding Voltage : 500V AC / 1 min.
  5. Insulation Resistance : 100M Ω min.
- E.Available Pins :** 20~100 Contacts
- F.Signal integrity features**
- 1.Insertion Loss-to-Crosstalk-Ratio (ICR)  
The insertion loss-to-crosstalk ratio (ICR) with 5-aggressor differential FEXT meets the IEEE802.3ap specification for 10Gbps with plenty of margins.
  - 2.Differential Impedance  
The differential impedance is 85Ω at 35 ps rise time. (20% to 80%)



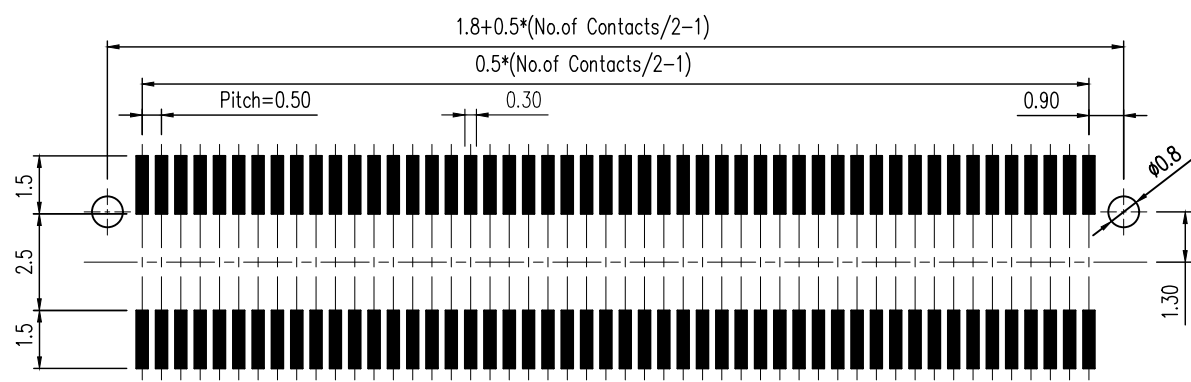
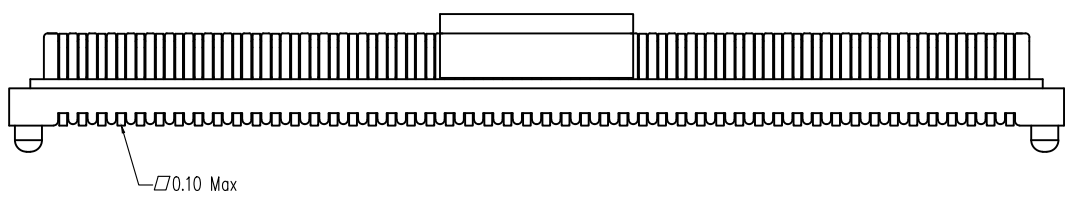
TOLERANCE .X ±0.30 .XX ±0.20 .XXX±0.10	DRAWER <i>Chin Chun Liu</i>	SunLight 日亮電子科技有限公司 Sun-Light Electronic Technologies Inc.	
	CHECK <i>Haw Feng Liu</i>		
UNITS : mm	DESIGNED <i>Chin Chun Liu</i>	NAME 10+Gbps 0.5mm (0.0197") Pitch Board To Board Connectors Male+Female Stacking Hight=3.5mm	
	APPROVAL <i>Haw Feng Liu</i>	DATE 7/17/2018	PART NO. ER05BTB-H35
SCALE 5 : 1	DATE 7/17/2018	SHEET 1 OF 3	DRAW NO. ER05BTB-H35
	SIZE A4	REV. A	

REV.	DESCRIPTION	DATE

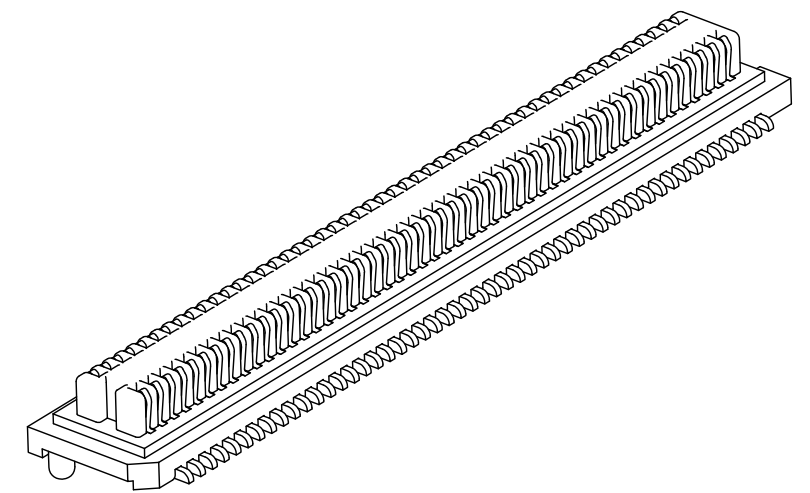



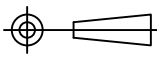
### NOTE

- A. Material:**
- Housing : Nylon-9T Halogen Free, UL94V-0, Black
  - Contact : Copper Alloy
  - Cap : Nylon-9T Halogen Free, UL94V-0, Black
- B. Plating:** Gold plating
- C. Temperature:** -55° to 125°
- D. Electrical:**
- Voltage : 50V.
  - Current : 0.5A.
  - Contact Resistance : 40m Ω max.
  - Dielectric Withstanding Voltage : 500V AC / 1 min.
  - Insulation Resistance : 100M Ω min.
- E. Available Pins :** 20~100 Contacts

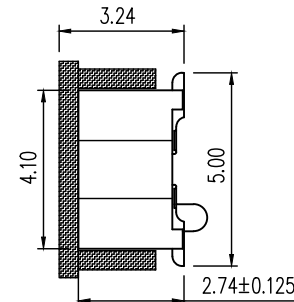
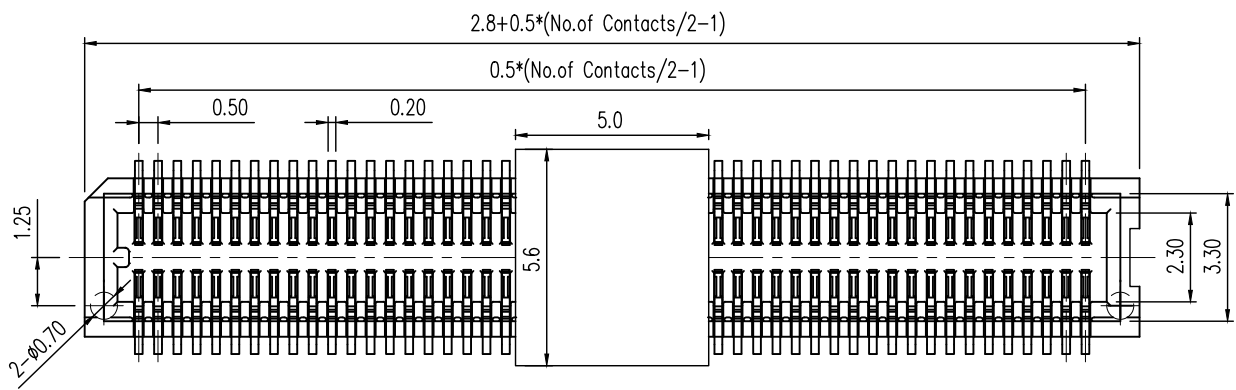


PCB Layout For Surface Mounting



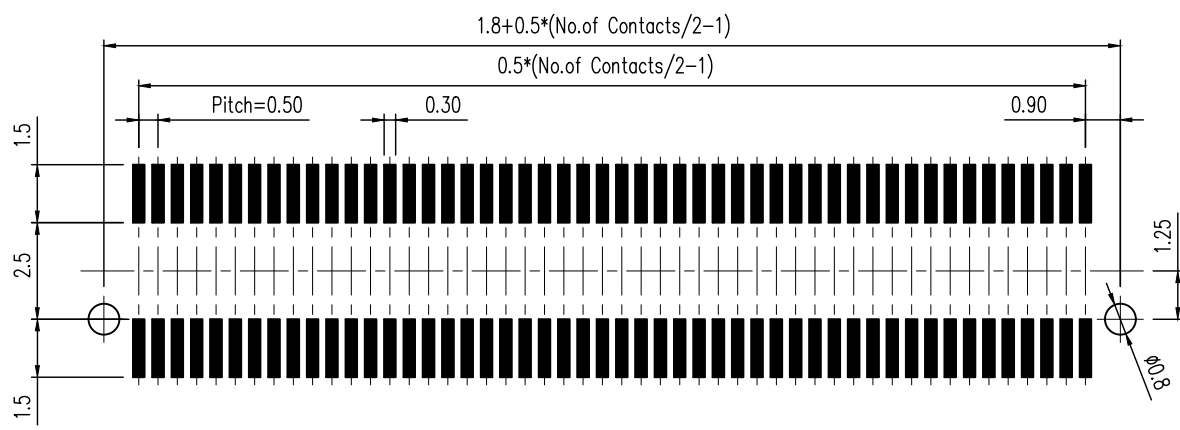
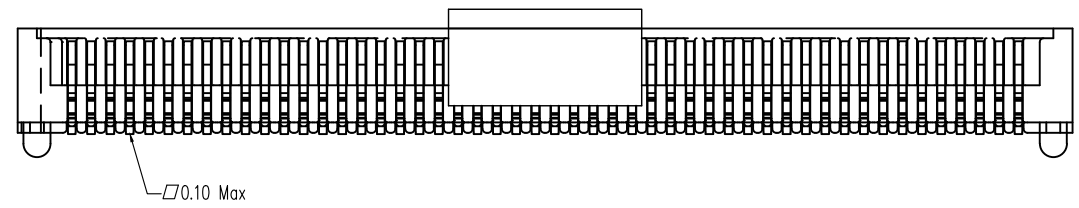
TOLERANCE .X ±0.30 .XX ±0.20 .XXX ±0.10	DRAWER <i>Haw Feng Liu</i>	 日亮電子科技有限公司 Sun-Light Electronic Technologies Inc.	
	CHECK <i>Haw Feng Liu</i>		
	DESIGNED <i>Chin Chun Liu</i>		
 UNITS : mm	APPROVAL <i>Haw Feng Liu</i>	NAME 10+Gbps 0.50mm (0.0197") Pitch Board To Board Male connectors A-type H=2.40mm	
	DATE 7/17/2018	PART NO. ER05BTB-MAXXX	DRAW NO. ER05BTB-MA
	SCALE 5 : 1	SIZE A4	SHEET 2 OF 3

REV.	DESCRIPTION	DATE




**NOTE**

- A. Material:**
1. Housing : Nylon-9T Halogen Free, UL94V-0, Black
  2. Contact : Copper Alloy
  3. Cap : Nylon-9T Halogen Free, UL94V-0, Black
- B. Plating:** Gold plating
- C. Temperature:** -55° to 125°
- D. Electrical:**
1. Voltage : 50V.
  2. Current : 0.5A.
  3. Contact Resistance : 40m Ω max.
  4. Dielectric Withstanding Voltage : 500V AC / 1 min.
  5. Insulation Resistance : 100M Ω min.
- E. Available Pins :** 20~100 Contacts



PCB Layout For Surface Mounting



TOLERANCE .X ±0.30 .XX ±0.20 .XXX±0.10	DRAWER <i>Haw Feng Liu</i>	<b>日亮電子科技有限公司</b> <i>Sun-Light Electronic Technologies Inc.</i>	
	CHECK <i>Haw Feng Liu</i>		
 UNITS : mm	DESIGNED <i>Chin Chun Liu</i>	NAME 10+Gbps 0.50mm ( 0.0197") Pitch Board To Board Female connectors A-type H=2.74mm	
	APPROVAL <i>Haw Feng Liu</i>	DATE 7/17/2018	PART NO. ER05BTB-FAXXX
SCALE 5 : 1	SIZE A4	SHEET 3 OF 3	REV. A