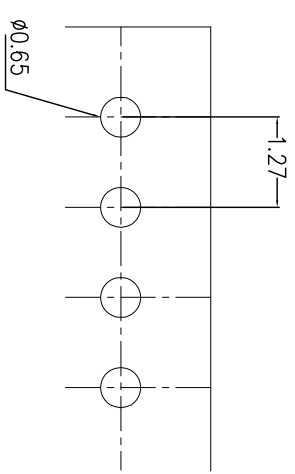
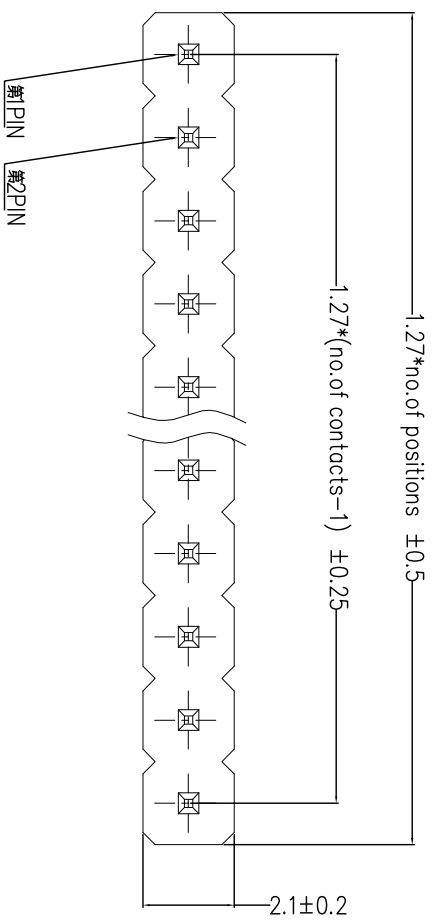


| REV. | DESCRIPTION | DATE |
|------|-------------|-----------|
| B | 上針長修正為4.0mm | 2013/4/15 |

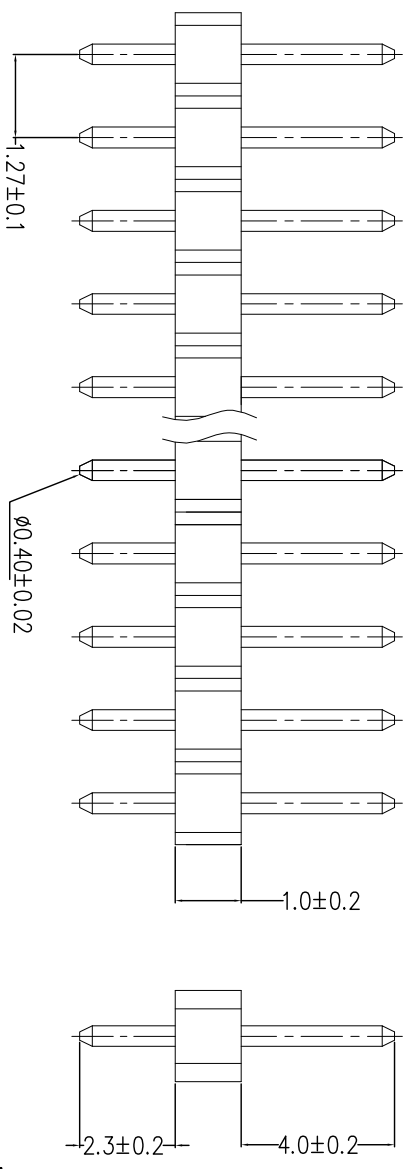


PCB Hole Layout

- Material:**
1. Housing: Polyester. UL94V-0.
 2. Terminal: Copper alloy. Gold-plated.

- Electrical:**
1. Current rating: 1 Amp.
 2. Insulator resistance: 1000MΩ Min.
 3. Dielectric withstanding: AC 500V.
 4. Operating temperature: -40° ~ +105°

Available pins: 02~50 contacts



| | | |
|--|---|---|
| <p>TOLERANCE</p> <p>X ±.XX</p> <p>.XX ±.XX</p> <p>.XXX ±.XX</p> | <p>DRAWER</p> <p><i>Chiu Chuan Siu</i></p> | <p>NAME</p> <p>SynLight 日亮電子科技有限公司</p> <p><i>Sun-Light Electronic Technologies Inc.</i></p> |
| | <p>CHECK</p> <p><i>Mi Jung Siu</i></p> | |
| <p>UNITS : mm</p> | <p>DESIGNED</p> <p><i>Chiu Chuan Siu</i></p> | <p>PART NO.</p> <p>P1270-H10-S180-XX</p> |
| | <p>APPROVAL</p> <p><i>Miao Jiong Siu</i></p> | |
| <p>SCALE</p> <p>FREE</p> | <p>DATE</p> <p>12 / 10 / 2010</p> | <p>DRAW NO.</p> <p>P1270-H10-S180</p> |
| <p>SIZE</p> <p>A4</p> | <p>SHEET</p> <p>1 OF 1</p> | <p>REV.</p> <p>B</p> |