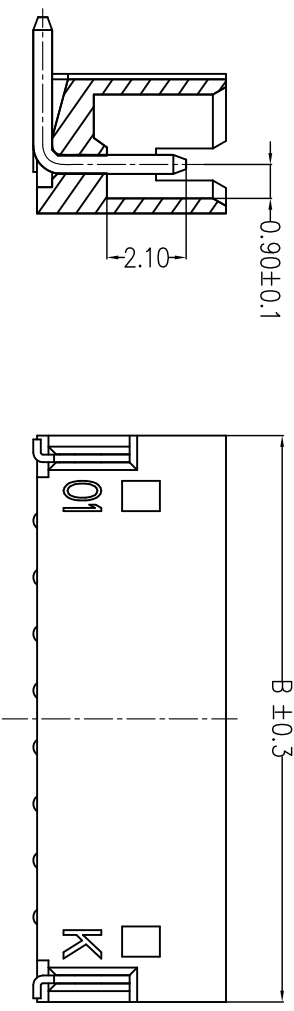
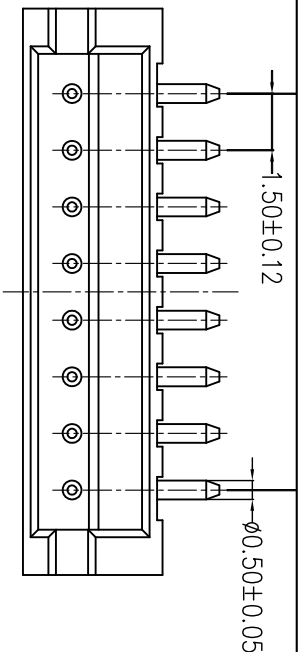


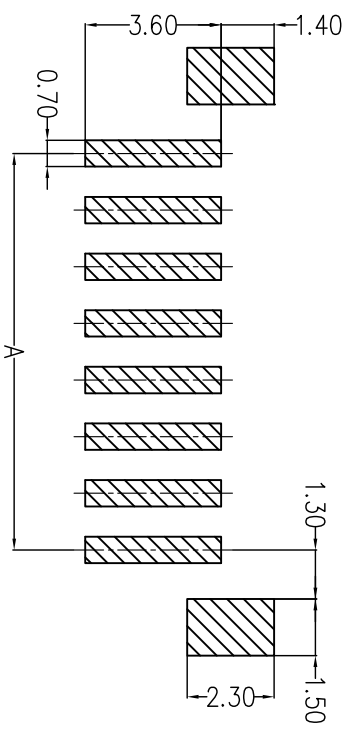
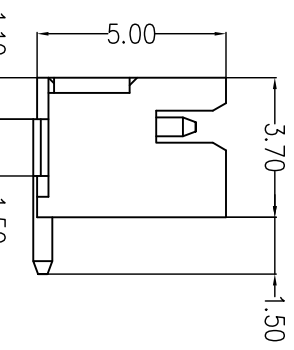
REV.	DESCRIPTION	DATE

Material:
 1. Housing: Nylon-9T, UL94V-0.
 2. Terminal: Copper alloy, Tin-plated.

Electrical:
 1. Current rating : 1A AC,DC.
 2. Voltage rating : 100V AC,DC.
 3. Temperature range : -25°C to +125°C.
 4. Contact resistance: 20mΩ max.
 5. Insulation resistance: 500MΩ min.
 6. Withstanding voltage: 500V AC/minute.



A-A M01T3E2



PCB Layout

Circuits	Dimensions	
	A (mm)	B (mm)
02	1.50	6.00
03	3.00	7.50
04	4.50	9.00
05	6.00	10.50
06	7.50	12.00
07	9.00	13.50
08	10.50	15.00
09	12.00	16.50
10	13.50	18.00
11	15.00	19.50
12	16.50	21.00
13	18.00	22.50
14	19.50	24.00
15	21.00	25.50
16	22.50	27.00

TOLERANCE X ±.20 XX ±.15 XXX ±.10		DRAWER <i>Chiu Chuan Siao</i>	
UNITS : mm		CHECK <i>Shi Jeng Siao</i>	
		DESIGNED <i>Chiu Chuan Siao</i>	
APPROVAL <i>Shue Jeng Siao</i>		DATE 11 / 3 / 2016	
SCALE FREE	SIZE A4	PART NO. MWTB-P15-SMT-XX	DRAW NO. MWTB-P15-SMT
SHEET 1 OF 1		REV. A	
NAME SynLight 日亮電子科技有限公司 <i>Sun-Light Electronic Technologies Inc.</i> 1.5mm Pin Wafer 180° SMT type			