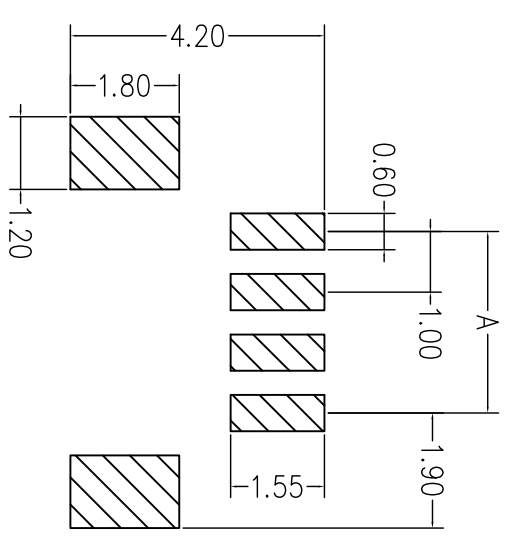
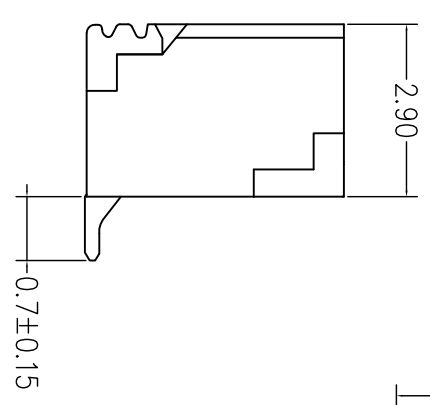
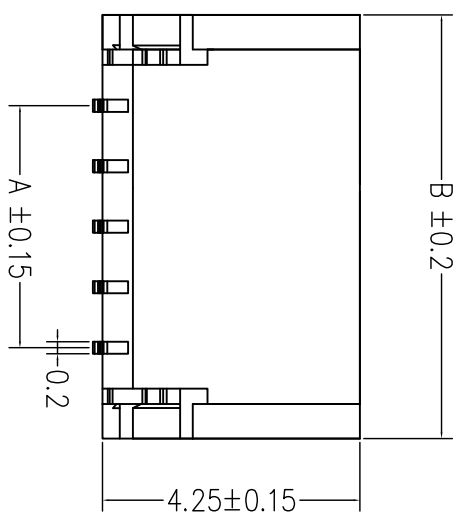
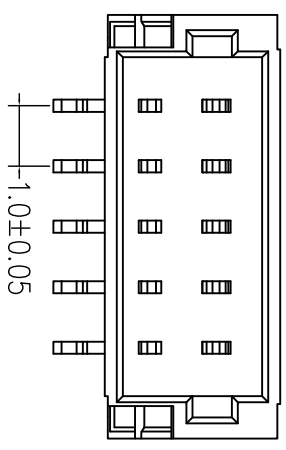


REV.	DESCRIPTION	DATE
△	修正塑膠材質	2015.06.02

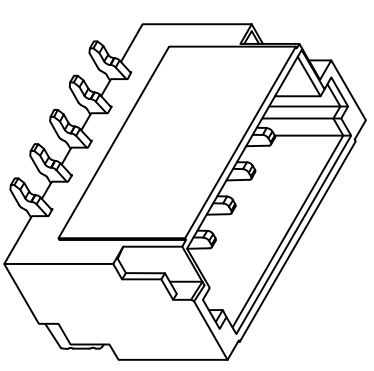
- Material:**
- Housing: Nylon-9T, UL94V-0.
 - Terminal: Copper alloy. Tin-plated.

Electrical:

- Current rating : 1A AC,DC.
- Voltage rating : 50V AC,DC.
- Temperature range : -40°C to +125°C.
- Contact resistance: 20mΩ max.
- Insulation resistance: 100MΩ min.
- Withstanding voltage: 500V AC/minute.



PCB Layout



Circuits	Dimensions	
	A (mm)	B (mm)
02P	1.00	4.00
03P	2.00	5.00
04P	3.00	6.00
05P	4.00	7.00
06P	5.00	8.00
07P	6.00	9.00
08P	7.00	10.00
09P	8.00	11.00
10P	9.00	12.00
11P	10.00	13.00
12P	11.00	14.00
13P	12.00	15.00
14P	13.00	16.00
15P	14.00	17.00
16P	15.00	18.00
17P	16.00	19.00
18P	17.00	20.00
19P	18.00	21.00
20P	19.00	22.00

MWWTB - P10 - SMT - XX - RC

02 To 20 Contacts

R:Tape & Reel
C:Cap

<p>SYNLIGHT 日亮電子科技有限公司 Sun-Light Electronic Technologies Inc.</p>		<p>NAME 1.0mm Wafer 180° SMT Type</p>	
<p>TOLERANCE X ± .XX XX ± .XX XXX ± .XX</p>	<p>DRAWER Chiu Chuan Siao</p>	<p>CHECK Shi Jeng Siao</p>	<p>DESIGNED Chiu Chuan Siao</p>
<p>UNITS : mm</p>	<p>APPROVAL Shue Jeng Siao</p>	<p>DATE 01 / 31 / 2011</p>	<p>SIZE A4</p>
<p>SCALE FREE</p>	<p>PART NO. MWWTB-P10-SMT-XX-RC</p>	<p>REV. 1 OF 1</p>	<p>DRAW NO. MWWTB-P10-SMT-RC</p>