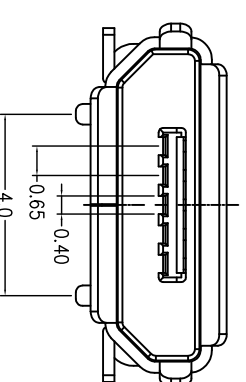
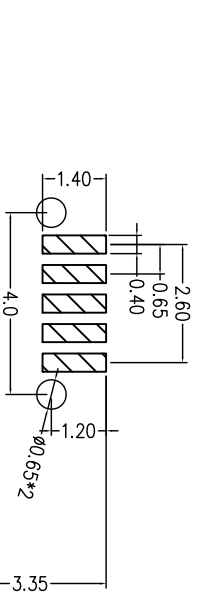
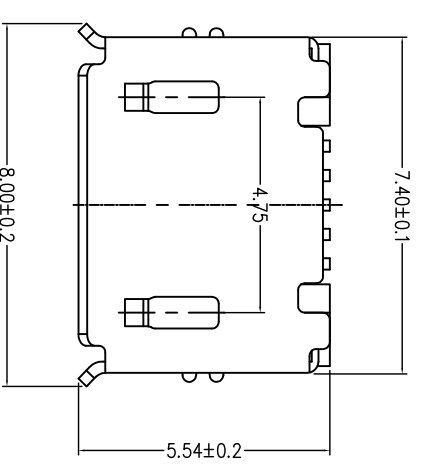
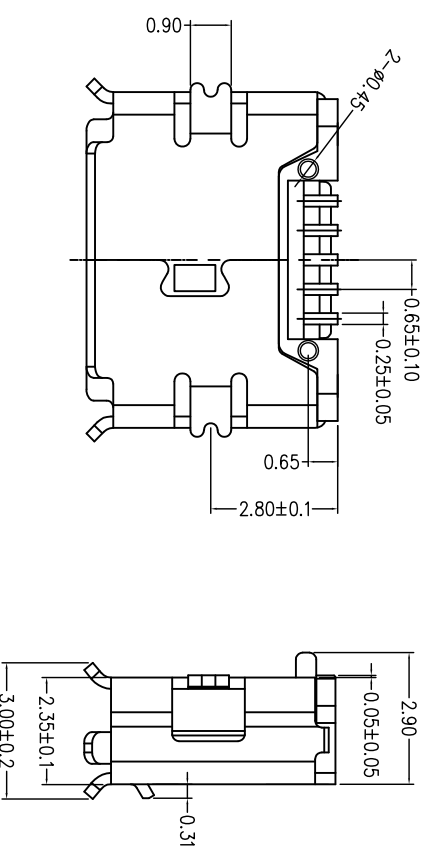
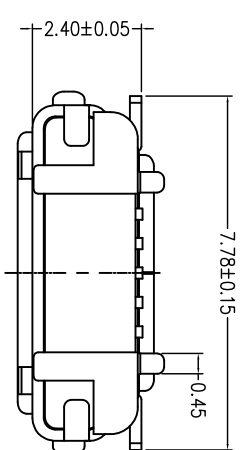


REV.	DESCRIPTION	DATE



Recommended PCB Layout

- NOTE**
- Material:**
- A. Insulator : High temp plastic, UL 94V-0, Black.
 - B. Contact : Copper alloy, Gold-plated.
 - C. Shell : Copper alloy, Tin plated.

- Electrical :**
- A. Current: 1.0A max.
 - B. Contact Resistance: 50mΩ max
 - C. Insulation resistance: 100MΩ min
 - D. Dielectric withstanding voltage: 300V DC at sea level
 - E. Temperature: -55°C to +85°C

Ordering Information:
MRB-BR-5P-B X

1: AU GFU"
3: AU 30U"

TOLERANCE		DRAWER		NAME	
.X ±.30	.XX ±.25	.XXX ±.15	Chen Chuan Siu	DESIGNED	Chen Chuan Siu
 UNITS : mm			CHECK	Shi Jung Siu	APPROVAL
 SCALE 6 : 1			DATE	09 / 20 / 2011	Shen Sheng Siu
SIZE A4		PART NO. MRB-BR-5P-BX		DRAWING NO. MRB-BR-5P	
SHEET 1 OF 1		REV.		A	
 日亮電子科技有限公司 Sun-light Electronic Technologies Inc		Micro-USB B type 5Pin Female SMT (有柱)			